

PreTeXt Showcase

Many Contributors
Some From Academic Departments
From Many Institutions
In Many Locations
beezer@pugetsound.edu

April 25, 2024

Abstract

This is a showcase of PreTeXt features. It is meant to be viewed in multiple output forms (HTML, PDF) to demonstrate what is possible from PreTeXt source.

1 Mathematics

1.1 The Quadratic Formula

There is a derivation of the quadratic formula that avoids using fractions until the very end. Suppose that we have an equation $ax^2 + bx + c = 0$, where $a \neq 0$. Since $4a$ is also not equal to 0, we may multiply each side of the equation by $4a$ and not lose any information:

$$4a^2x^2 + 4abx + 4ac = 0$$

Subtract $4ac$ from each side:

$$4a^2x^2 + 4abx = -4ac$$

Complete the square on the left side by adding b^2 to each side:

$$\begin{aligned}4a^2x^2 + 4abx + b^2 &= b^2 - 4ac \\(2ax + b)^2 &= b^2 - 4ac \\|2ax + b| &= \sqrt{b^2 - 4ac} \\2ax + b &= \pm\sqrt{b^2 - 4ac} \\2ax &= -b \pm \sqrt{b^2 - 4ac}\end{aligned}$$

Since $a \neq 0$, we may divide by $2a$ on each side:

$$x = \frac{-b \pm \sqrt{b^2 - 4ac}}{2a}$$

And this is the famous quadratic formula.

1.2 Some Amusing Identities

These equations are amusing, although maybe only to mathematicians. Largely taken from math.stackexchange.com¹.

$$\sqrt[3]{2} = \sqrt{2}^{\sqrt{2}}$$

$$2592 = 2^5 9^2$$

$$\sqrt{2025} = 20 + 25$$

$$\sum_{n=1}^{\infty} \frac{1}{n^n} = \int_0^1 \frac{1}{x^x} dx$$

$$3^3 + 4^4 + 3^3 + 5^5 = 3435$$

$$\int_{-\infty}^{\infty} \frac{\sin x}{x} dx = \int_{-\infty}^{\infty} \frac{\sin^2 x}{x^2} dx$$

$$\log(1 + 2 + 3) = \log(1) + \log(2) + \log(3)$$

$$\int_0^{\infty} \frac{1}{1+x^2} \frac{1}{1+x^\pi} dx = \int_0^{\infty} \frac{1}{1+x^2} \frac{1}{1+x^e} dx$$

2 Environments

Oscar Levin

Objectives

- Demonstrate block environments.
- Illustrate styling.

This section will demonstrate some of the “environments” available in PreTeXt. In addition to cataloging the options an author has to break up content, this will be a nice place to play with various styles that are under development.

Maybe a better way to describe what this section will do is by specifying our objectives. Luckily there is an environment for that.

2.1 Traditional Structure

Many mathematics papers and textbook chapters are organized in the traditional definition-lemma-proof-theorem-proof format. Depending on how friendly the paper is, or who the intended audience is, there might be quite a bit of exposition surrounding these elements. This subsection is intended to be an illustration of this structure.

We begin with some basic definitions. Depending on the narrative style of your text, you might want to define terms in the middle of paragraphs. We might call this an **inline definition**, which can be accomplished using the `<term>` tag.

More formal texts will likely want numbered definitions.

Definition 2.1 A **numbered definition** is a definition that gets a number. Note that we should still put the term being defined in `<term>` tags. \diamond

¹math.stackexchange.com/questions/505367/surprising-identities-equations

One advantage to having numbered definitions (see [Definition 2.1](#)) is that you can refer to them, just like we just did. We can also refer to titled definitions (see [Definition 2.2](#)).

Definition 2.2 Titled definitions. When a definition is a numbered definition that also gets a title, we call it a **titled definition**. \diamond

At this point it might be useful to give a few examples of the terms defined by your definitions. Of course here the definitions are examples of definitions, so instead will illustrate our point with an example of an example.

Example 2.3 This example is an example of an example that stands alone. It does not have a question in it, so it does not need a solution.

Of course examples can consist of more than one paragraph, as this is also an example of. In fact, we could put an ordered list of things that could go in an example:

1. There could just be a paragraph or two.
2. There could be a list of examples.
3. All of the above.

\square

While on this topic, it is worth mentioning that many authors choose to include examples of problems that can be solved. This suggests that part of an example is the solution. For example:

Example 2.4 How do you include an example that has a solution, and maybe also a hint?

Hint. Make sure you put the “question” is the <statement>.

Solution. As mentioned in the hint, you must structure the example as a statement, followed by a hint, answer, and/or solution.

This example is not an example of an example that has a separate answer, but of course you could have an answer as well. \square

Example 2.5 Examples with titles. Can examples have titles?

Answer. Yes. \square

Returning to our main goal of establishing new mathematical theory, we might next state an axiom or two (especially if we are named Euclid). In Pre-TeXt the environments for axioms are not “definition-like” (the only definition-like environment is a definition). There are quite a few “axiom-like” environments.

Axiom 2.6 *Axiom-like environments consist of: axiom, conjecture, principle, heuristic, hypothesis, and assumption.*

Once you have defined your terms and stated your axioms, you will likely want to prove something. Perhaps you will start with a **lemma** or two, use them to prove a **theorem**, followed by a few **corollaries**. If you are not as confident in the importance of your results, you might call them **propositions** or just **facts**.

Lemma 2.7 *There exist lemmas that are presented without proof.*

The lemma above did not have a proof, since it’s proof is obvious.

Lemma 2.8 *Lemmas can have proofs.*

Proof. This is clear, as it follows from the proof of [Lemma 2.8](#). \blacksquare

Using the two lemmas above, we arrive at the following:

Theorem 2.9 The Fundamental Theorem of Nonsense. *Let P be any statement that follows from the two lemmas above. Then P is true.*

There is no reason you need to prove a theorem right away. You can always have some text, like this paragraph, before the proof. You could even have an example of how a theorem could be applied before pulling the reader back in for the eagerly awaited proof.

Example 2.10 This is an example of how you might interject an example before completing a proof. As such it is put between the statement of the theorem and its proof. \square

Note that if you don't give a proof a title, it will get titled "proof" automatically. It makes sense to put a custom title in this case since you are referring to a proof of the a theorem that was stated without proof earlier.

Proof of Theorem 2.9. Let P be as described in the theorem. By the lemmas, P is true.

Therefore, P . \blacksquare

Corollary 2.11 *The previous theorem is not useful.*

Lemmas, theorems, and corollaries naturally go together. There are other theorem-like environments that you might view as parallel to these. Here is an example.

Proposition 2.12 *Propositions are like theorems, but perhaps not as important.*

If students are reading your textbook, it might be time to collect the main points that you have made for your students and put them in a box. You could also put your result in the box and let your student roam free. The following is an <assemblage>.

Types of environments.
PreTeXt allows for a variety of environments:
<ul style="list-style-type: none">• Definitions• Theorem-like environments• Assemblages, to assemble or summarize important connected ideas.

Your paper will likely have lots of remarks about its content as the connecting text between theorems, as this section exemplifies. However, it might also be useful to highlight important remarks, or to set off remarks that do not otherwise fit into the main flow of the text.

Remark 2.13 Resist the temptation to use assemblages just because they give you the desired styling.

If your remark is far removed from your main content, you might make it as an aside.

The <aside> environment might be styled so that it is literally on the side of the page. Also, some cats are better than some dogs, but some dogs are better than all cats.

Note 2.14 Another environment like a remark is a **note**. Other "remark-like" environments are <convention>, <observation>, <warning>, and <insight>.

No self-respecting paper on self-reference would be complete without some open questions. You might make some conjectures, which are axiom-like environments in PreTeXt.

Conjecture 2.15 *All the conjectures made in this paper are false.*

You might also present a question for your readers. The `<question>` and `<problem>` environments might be appropriate, although note that these are example-like, as they can receive hints, answers, and solutions.

Question 2.16 What’s the difference between an example and a question or problem?

Solution. Basically, it’s just the name of the environment. Practically, the different environments might have pedagogical uses, and potentially they could be styled differently. \square

Problem 2.17 Find a better solution to [Question 2.16](#). \square

As a final example, we present a renamed environment. In PreTeXt, one of the theorem-like environments is `fact`. But perhaps you would rather use “Self Evident Fact” as your environment name. The following is coded as `<fact>`, but using `<rename>` in `<docinfo>` we can get the following

Self Evident Fact 2.18 *It goes without saying!*

In addition to `<example>`, PreTeXt provides two more “example-like” environments: `question` and `problem`.

2.2 Inquiry Based Structure

Another way you might structure a chapter is to give students more opportunities to actively engage in the material. You might give a long list of definitions, and then a list of theorems to prove. That would look a lot like the previous section (perhaps with fewer paragraphs between elements).

Alternatively, you can mix inquiry based learning (IBL) structure into a more traditionally formatted section using appropriate environments. You might start a section with an `<activity>`, for example.

Activity 2.1 Make a list of all the project-like environments, such as this activity.

You might want to break down the activity into smaller tasks, which can be done by specifying each `<task>`, as in the following project.

Project 2.2 First you give an introduction to the project to tie the tasks together. Then:

- (a) Specify the first task.
- (b) Should the second task have a hint?

Hint. It could.

- (c) Can tasks, or stand alone projects, have answers or solutions?

Answer. Yes. They can have both.

Solution. Yes, they can. Depending on how the publisher chooses to produce your book, these could be hidden completely, moved to the back of the book, or displayed as knows.

You might end the project with a conclusion.

Of course you might still have definitions, theorems, and examples in a document like this.

Definition 2.19 A definition is **illustrative** if it serves the purpose of illustrating something. \diamond

And then you might have an example.

Example 2.20 Should an example always follow a definition?

Solution. No, but it could. □

Examples are a good way to ask students to think about a problem but provide a solution right away. To encourage students to think about a problem more before giving the solution, you could use an exercise. In PreTeXt, exercises that occur inside a section, along with other content, are called “checkpoints”, even though they are coded simply as `<exercise>`

Checkpoint 2.21 Write an exercise inside a section to show what they look like.

Answer. Done.

Of course, in this style of document, collecting important ideas is especially important.

Components of good IBL writing.

Texts that support inquiry based learning should contain lots of opportunities for students to engage with the material, but can still be friendly and help students along their journey of discovery.

3 Images and Diagrams

3.1 Images and Diagrams from L^AT_EX Code

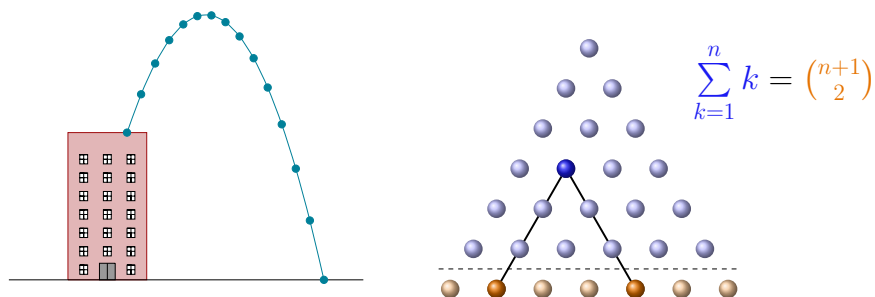


Figure 3.1 tikz Examples

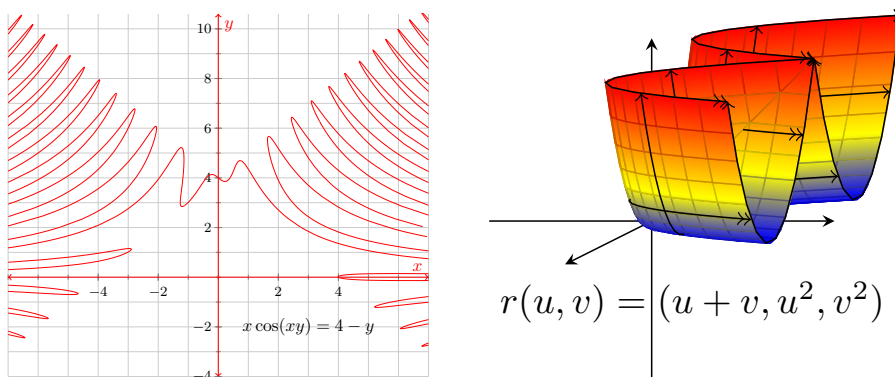


Figure 3.2 pgfplots Examples

3.2 Images and Diagrams from Asymptote



Figure 3.3 Canada



Figure 3.4 European Union




Figure 3.5 United States

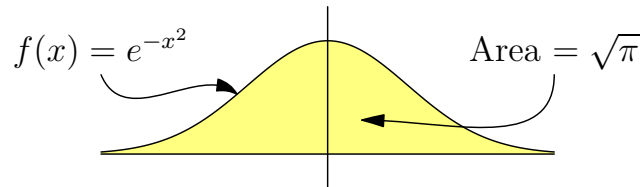


Figure 3.6 Area under the curve $f(x) = e^{-x^2}$

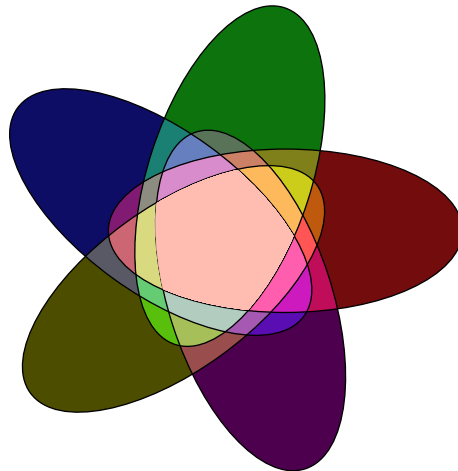


Figure 3.7 Five set Venn diagram using ellipses




Figure 3.8 Rotatable pretextbook.org/examples/sample-article/annotated/graphics.html#graphics-asymptote-webgl Deathstar

4 Exercises

An interesting concept from group theory is that of a Sylow- p subgroup.

Definition 4.1 Sylow- p subgroup. If G is a finite group, and p is a prime number, and p^k is the largest power of p dividing $|G|$, then a **Sylow- p subgroup** of G is a subgroup of G with order p^k . \diamond

This definition allows k to be 0, so p might not divide $|G|$. There is a theorem that gives information about how many Sylow- p subgroups a finite group might have.

Theorem 4.2 Sylow Theorem. *If G is a finite group and p is a prime dividing $|G|$, then the number of Sylow- p subgroups of G divides $|G|$ and is congruent to 1 modulo p .*

Example 4.3 Sylow-3 subgroups, group of order 45. If G is a group of order 45, how many Sylow-3 subgroups could G have?

Write n_3 to represent the number of Sylow-3 subgroups. We factor $45 = 9 \cdot 5$, separating the maximal power of 3 from its complement. Since n_3 divides 45 and $n_3 \equiv 1$ modulo 3, it follows that n_3 divides 5. So either $n_3 = 1$ or $n_3 = 5$. But of those two options, only 1 is congruent to 1 mod 3. So G must have 1 Sylow-3 subgroup. \square

Checkpoint 4.4 Sylow-7 subgroups, group of order 63. If G is a group of order 63, how many Sylow-7 subgroups could G have?

Hint. Factor 63 and use [Theorem 4.2](#).

Answer. G has 1 Sylow-7 subgroup.

Solution. Write n_7 to represent the number of Sylow-7 subgroups. We factor $63 = 9 \cdot 7$, separating the maximal power of 7 from its complement. Since n_7 divides 63 and $n_7 \equiv 1$ modulo 7, it follows that n_7 divides 9. So either $n_7 = 1$, $n_7 = 3$, or $n_7 = 9$. But of those, only 1 is a real possibility, since only 1 is

congruent to 1 mod 7. So G has 1 Sylow-7 subgroup.

Checkpoint 4.5 Sylow-3 subgroups, group of order 63. If G is a group of order 63, how many Sylow-3 subgroups could G have?

Hint. Factor 63 and use [Theorem 4.2](#).

Answer. G either has 1 Sylow-3 subgroup or it has 7.

Solution. Write n_3 to represent the number of Sylow-3 subgroups. We factor $63 = 9 \cdot 7$, separating the maximal power of 3 from its complement. Since n_3 divides 63 and $n_3 \equiv 1$ modulo 3, it follows that n_3 divides 7. So either $n_3 = 1$ or $n_3 = 7$. Both of those are real possibilities, since both are congruent to 1 mod 3. So G either has 1 Sylow-3 subgroup or it has 7.

Understanding how to count Sylow- p subgroups will help us later when we are classifying finite groups.

Reading Questions

1. Does a group of order 21 have a Sylow-5 subgroup?
2. Does [Theorem 4.2](#) always tell you exactly how many Sylow- p subgroups a finite group G has when you know the order of G ?

Exercises

Vocabulary

1. Research “Sylow” and explain who this person was with a short, one-paragraph biography.
2. Given a group G of order 72, what would be the order of a Sylow-2 subgroup?

Calculations

3. If G is a group of order $2p$ for an odd prime p , how many Sylow- p subgroups might G have?

Exercise Group. Let G be a group of order 30. For each p , how many Sylow- p subgroups might G have?

4. $p = 2$

5. $p = 3$

6. $p = 5$

Thinking Deeper

7. If G has only one Sylow- p subgroup for some prime p , prove that it is a normal subgroup.
8. If $|G| = pq$ for primes $p < q$, what conditions on p and q guarantee that $G \cong C_p \times C_q$?

5 Worksheets

5.1 A Geometric Prelude

Objectives

- Practice visualizing vector addition
- Use vectors without explicit coordinates

It was known to Euclid, and probably earlier, that the midpoints of the sides of any quadrilateral all lie in the same plane (even if the vertices of the quadrilateral do not). In fact, these midpoints are the vertices of a parallelogram, as pictured in [Figure 5.1](#).

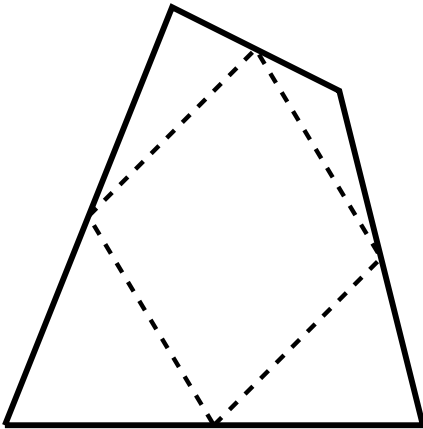


Figure 5.1 The midpoints of the sides of a quadrilateral are the vertices of a parallelogram.

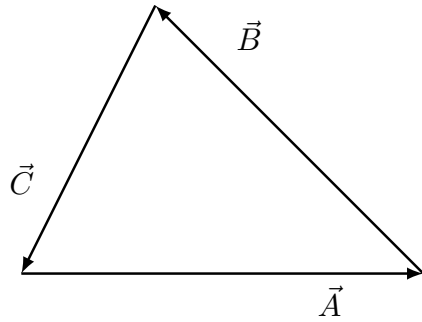


Figure 5.2 The sides of a triangle presented as vectors.

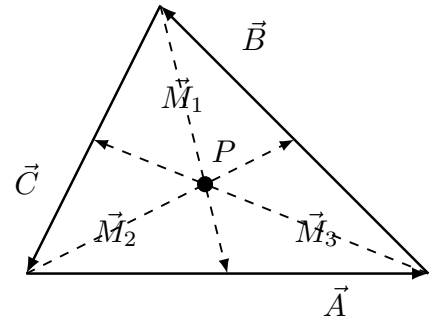


Figure 5.3 The medians of the triangle are \vec{M}_1 , \vec{M}_2 , and \vec{M}_3 .

In this exercise, we'll use vectors to show that the medians of any triangle ([Figure 5.2](#)) intersect at a point. Recall that medians are the lines connecting the vertices of the triangle to the midpoints of their opposite edges, as in the figure. We'll do this in a few steps.

1. What is the value of $\vec{A} + \vec{B} + \vec{C}$?

Figure 5.3 from the previous page is reproduced for your convenience.

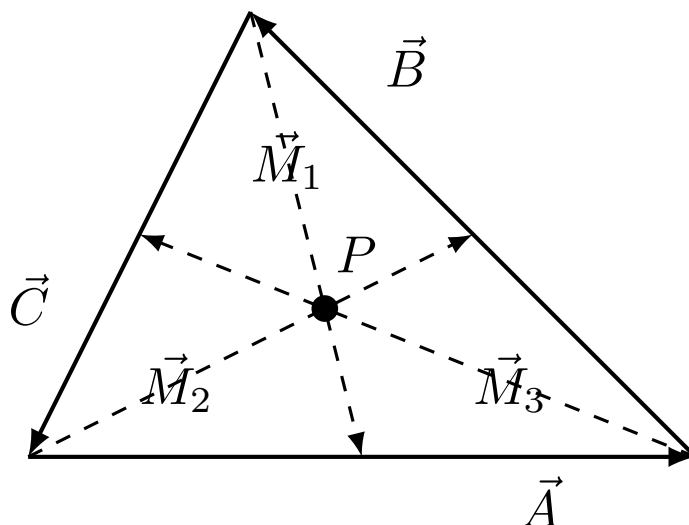


Figure 5.4 The medians of the triangle are \vec{M}_1 , \vec{M}_2 , and \vec{M}_3 .

2. Show that $\vec{M}_1 + \vec{M}_2 + \vec{M}_3 = 0$.

Hint. Use [Worksheet Exercise 5.1.1](#).

3. To show that the point P exists (as the common intersection of the \vec{M}_i), show that

$$\vec{A} + \frac{2}{3}\vec{M}_3 = \frac{2}{3}\vec{M}_2 = \text{_____}.$$

4. If you have time, try to devise a vector proof of Euclid's result presented at the beginning of the workshop. Recall that a **parallelogram** is a four-sided polygon whose opposite sides are parallel.

Wrap-up. It's possible to do interesting things with vector arithmetic in a coordinate-free way: we didn't specify an origin, or any entries of any vectors in the examples.

6 WeBWorK

These exercises demonstrate some WeBWorK features.

Checkpoint 6.1 Answer Type Variety. This problem demonstrates that WeBWorK can process many kinds of answers.

Consider the function f defined by $f(x) = \sqrt{x}$.

- The exact value of $f(12)$ is _____ and a decimal approximation for this is _____.
- The domain of this function, in interval notation, is _____.
- The graph of $y = \sqrt{x}$ intersects the graph of $y = 6 - x$ at _____.
- $\frac{d}{dx}\sqrt{x} =$ _____.
- The formula for $f(x)^2$, including its restricted domain, is _____.
- f is a (power exponential linear quadratic) function.
- Which is true of the word "radical"?
 - It shares ancestry with "radius", as in the radius of a circle.
 - It shares ancestry with "radish", a vegetable.
 - It shares ancestry with "radler", a mixture of beer and grapefruit soda.

Answer 1. $2\sqrt{3}$

Answer 2. 3.4641

Answer 3. $[0, \infty)$

Answer 4. $(4, 2)$

Answer 5. $\frac{1}{2\sqrt{x}}$

Answer 6. $x, x \geq 0$

Answer 7. power

Answer 8. Choice 2

Checkpoint 6.2 Special Feedback. Try multiplying the exponents to see what feedback you get. Also, try something no one should get credit for, like $x^2 * x^5$.

Simplify the expression x^2x^5 .

Hint. Add the exponents.

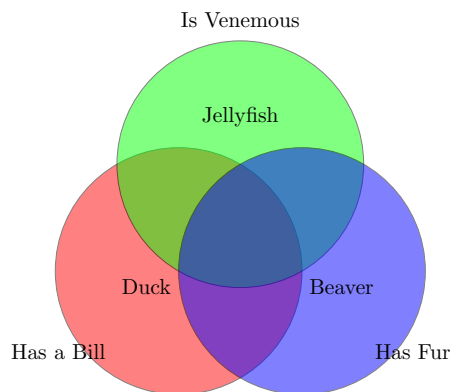
Answer. x^7

Solution. To simplify the product of two powers of the same base, add the exponents.

$$\begin{aligned}x^2x^5 &= x^{2+5} \\ &= x^7\end{aligned}$$

Checkpoint 6.3 String Answers. Spelling counts, but not capitalization or spaces.

This Venn Diagram groups animals by certain characteristics.



Name an animal that belongs in the center region. Spelling counts!

Answer. platypus

Checkpoint 6.4 Open Problem Library. WeBWorK has an Open Problem Library with over 40,000 exercises. One of them is this exercise, with file path [Library/PCC/BasicAlgebra/NumberBasics/FactorInteger10.pg](#)¹.

Find the prime factorization of 35.

35 = _____

Answer. 5 · 7

Solution. After checking to see if small prime numbers divide 35, we find that 5 is one divisor. So $35 = 5 \cdot 7$.

Since both 5 and 7 are prime, the prime factorization of 35 is $5 \cdot 7$.

Checkpoint 6.5 Structured with Tasks. This problem has multiple parts that must be completed in order. Try answering the second part with various things you might expect a user to enter.

(a) *Identify Coefficients.*

Consider the equation

$$2x^2 - 7x - 15 = 0$$

Identify the coefficients for the quadratic equation using the standard form from Subsection 1.1.

$a = \underline{\hspace{1cm}}$, $b = \underline{\hspace{1cm}}$, $c = \underline{\hspace{1cm}}$

Answer 1. 2

Answer 2. -7

Answer 3. -15

Solution. Take the coefficient of x^2 for the value of a , the coefficient of x for b , and the constant for c . *In this case*, they are $a = 2$, $b = -7$, $c = -15$.

(b) *Use the Quadratic Formula.*

Use the quadratic formula to find the solution set to

$$2x^2 - 7x - 15 = 0$$

¹github.com/openwebwork/webwork-open-problem-library/blob/master/OpenProblemLibrary/PCC/BasicAlgebra/NumberBasics/FactorInteger10.pg

Answer. $-\frac{3}{2}, 5$

Solution. Recall that the quadratic formula is given in Subsection 1.1. You already identified $a = 2$, $b = -7$, and $c = -15$, and the results from using these in the quadratic formula are $-\frac{3}{2}$ and 5 .

Checkpoint 6.6 Units in Answers. The answers in this exercise require that units be used.

- a. The average cost of gasoline in the United States in 2010 was \$2.78 per gallon. How much gasoline would \$20 get you in 2010, on average?
- b. In 2011, the average cost was \$3.52 per gallon. What percent increase was that from 2010?
- c. In 2012, the cost had risen 2.8% from the 2011 cost. What was the cost of a gallon of gasoline in 2012?

Answer 1. 7.19424 gal

Answer 2. 26.6%

Answer 3. \$3.62

Entries are alphabetized word-by-word, not letter-by-letter. Topics indexed are PreTeXt features, not any actual content.

Index

- image
 - `pgfplots` source, [6](#)
 - TikZ source, [6](#)
- mathematics
 - aligned equations, [1](#)
 - displayed equations, [2](#)
 - intertext, [1](#)
- WeBWorK
 - algorithmic image, [13](#)
 - answer types, [13](#)
 - custom feedback, [13](#)
 - flexible answer syntax, [14](#)
 - hint, [13](#)
 - Open Problem Library, [14](#)
 - solution, [13](#)
 - string answers, [13](#)
 - tasks, [14](#)
 - unit answers, [15](#)

Colophon

This article was authored in, and produced with, PreTeXt. It is typeset with the Latin Modern font.