

# Integrating WeBWorK into Textbooks

Sample Exercises

# Integrating WeBWork into Textbooks

Sample Exercises

Robert Beezer

University of Puget Sound  
Tacoma, Washington, USA

Alex Jordan

Portland Community College  
Portland, Oregon, USA

April 25, 2024



# Preface

This is a sample book to demonstrate integrating WeBWorK homework problems into content authored with PreTeXt. It is structured as a book whose chapters are again structured with sections (no introductions or conclusions) so that it fits Runestone's chapter/subchapter model and can be used for testing on Runestone Academy.

This work was funded with grants from [OpenOregon](https://openoregon.org/)<sup>1</sup> and the [University of Puget Sound](https://pugetsound.edu)<sup>2</sup>.

Rob Beezer (University of Puget Sound) and Alex Jordan (Portland Community College) worked on the PreTeXt enhancements that make this possible. Mike Gage (University of Rochester), Geoff Goehle (Western Carolina University), and Alex Jordan made this possible by enhancing the WeBWorK end, and generally maintaining WeBWorK software.

This book assumes a mild familiarity with both [PreTeXt](https://pretextbook.org/)<sup>3</sup> and [WeBWorK](https://webwork.maa.org/wiki/Main_Page)<sup>4</sup>. For more information about either project, follow the links.

---

<sup>1</sup>[openoregon.org/](https://openoregon.org/)

<sup>2</sup>[pugetsound.edu](https://pugetsound.edu)

<sup>3</sup>[pretextbook.org/](https://pretextbook.org/)

<sup>4</sup>[webwork.maa.org/wiki/Main\\_Page](https://webwork.maa.org/wiki/Main_Page)

# Contents

<b>Preface</b>	<b>iv</b>
<b>1 Instructive Examples</b>	<b>1</b>
1.1 Arithmetic . . . . .	1
1.2 The Quadratic Formula . . . . .	2
1.3 Open Problem Library . . . . .	5
1.4 Antidifferentiation . . . . .	7
1.5 Math Content . . . . .	9
1.6 Multiple Choice . . . . .	10
1.7 Tables . . . . .	11
1.8 Graphics in Exercises . . . . .	12
<b>2 Technical Examples</b>	<b>15</b>
2.1 PGML Formatting and Verbatim Calisthenics . . . . .	15
2.2 Subject Area Templates . . . . .	17
2.3 Stress Tests . . . . .	18
2.4 Layout Configuration Testing . . . . .	26
2.5 Runestone Assignment Testing . . . . .	27
2.6 Deprecations . . . . .	28
<b>Appendices</b>	
<b>A Hints, Answers, and Solutions</b>	<b>29</b>

# Chapter 1

## Instructive Examples

### 1.1 Arithmetic

Some questions with quantitative answers.

**Checkpoint 1.1.1 Adding Single-Digit Integers.** A simple, but functional example to begin with. If you are just learning how to add, you can test yourself here.

Compute the sum of 6 and 1:

$$6 + 1 = \underline{\quad}$$

That was a simple problem. Let's move on.

**Answer.** 7

**Solution.**  $6 + 1 = 7$ .

If you are familiar with WeBWorK, then it may be a surprise to you to be interacting with a WeBWorK problem this way, without having logged in to WeBWorK.

**Checkpoint 1.1.2 Declaring a Problem Seed.** You can also declare a seed to specify a version of any problem that has randomization. Here is the same problem (“copied” in the PreTeXt source), but with a seed specified.

Compute the sum of 5 and 8:

$$5 + 8 = \underline{\quad}$$

**Answer.** 13

**Solution.**  $5 + 8 = 13$ .

**Checkpoint 1.1.3 Controlling Randomness.** You can code your problem with randomization, but then use a specific seed and WeBWorK's `$envir{problemSeed}` to override that randomization for the purposes of the version that will appear in HTML and print output.

Compute the sum of 1 and 2:

$$1 + 2 = \underline{\quad}$$

**Answer.** 3

**Solution.**  $1 + 2 = 3$ .

**Checkpoint 1.1.4 Special Answer Checking.** One of the strengths of WeBWorK is its ability to give intelligent feedback for incorrect answers.

- There is general feedback for when the student's answer is in an entirely different ballpark from the correct answer. Try entering something like “y”.

- There is general feedback for when the student's answer is not in the right form. Try entering “ $x^2*x^3$ ”, which, right or wrong, is unsimplified.
- And problems can be written to detect and respond to common mistakes. Try entering an answer where you multiply the two exponents (instead of adding them, which would be correct.)

Use the properties of exponents to simplify  $x^5x^3$ .

$$x^5x^3 = \underline{\hspace{2cm}}$$

**Answer.**  $x^8$

**Solution.** We *add* the exponents as follows, while including a gratuitous reference to the quadratic formula:

$$\begin{aligned} x^5x^3 &= x^{5+3} && \text{Theorem 1.2.1} \\ &= x^8 \end{aligned}$$

**Checkpoint 1.1.5 Using Hints.** Hints can be inserted into exercises. Whether a hint is visible in the HTML depends on the value of `$showHint` in `PGcourse.pl` in the WeBWorK course that is hosting these exercises. How the hint is displayed in the pdf output is controlled in the usual way that an PTX hint is controlled.

Simplify the expression  $\sqrt{48}$ .

$$\sqrt{48} = \underline{\hspace{2cm}}$$

**Hint.** Factor the number inside the radical.

**Answer.**  $4\sqrt{3}$

**Solution.**

$$\sqrt{48} = \sqrt{4^2 \cdot 3} = 4\sqrt{3}$$

**Checkpoint 1.1.6 No Randomization.** This problem has no randomization at all, not even if it were exported to be part of a problem set on a WeBWorK server. As such, it really doesn't need any lines of Perl code in its setup, so you have the option of skipping that part of the authoring process.

$$1 + 2 = \underline{\hspace{2cm}}$$

For more about problems that do not require any randomization, see the [PTX Author Guide](#)<sup>1</sup>.

**Answer.** 3

**Project 1.1.1 Inside a <project>.** If you like, you can have a WeBWorK inside a PROJECT-LIKE block. Just like with an <exercise>, it can be preceded with an optional <introduction> and followed by an optional <conclusion>.

Compute the sum of 6 and 5:

$$6 + 5 = \underline{\hspace{2cm}}$$

**Answer.** 11

**Solution.**  $6 + 5 = 11$ .

## 1.2 The Quadratic Formula

In the previous section, we saw relatively simple WeBWorK questions. This section demonstrates how even very complicated WeBWorK problems can still behave well.

Here is a theorem that gives us a formula for the solutions of a second-degree polynomial equation. Note later how the WeBWorK problem references the

<sup>1</sup>[pretextbook.org/documentation.html](http://pretextbook.org/documentation.html)

theorem by its number. This seemingly minor detail demonstrates the degree to which WeBWorK and PreTeXt have been integrated.

**Theorem 1.2.1 Quadratic Formula.** *Given the second-degree polynomial equation  $ax^2 + bx + c = 0$ , where  $a \neq 0$ , solutions are given by*

$$x = \frac{-b \pm \sqrt{b^2 - 4ac}}{2a}.$$

*Proof.*

$$\begin{aligned} ax^2 + bx + c &= 0 \\ ax^2 + bx &= -c \\ 4ax^2 + 4bx &= -4c \\ 4ax^2 + 4bx + b^2 &= b^2 - 4ac \\ (2ax + b)^2 &= b^2 - 4ac \\ 2ax + b &= \pm\sqrt{b^2 - 4ac} \\ 2ax &= -b \pm \sqrt{b^2 - 4ac} \\ x &= \frac{-b \pm \sqrt{b^2 - 4ac}}{2a} \end{aligned}$$

■

**Checkpoint 1.2.2 Solving Quadratic Equations.** Consider the quadratic equation  $5x^2 - 6x - 8 = 0$ .

(a) *Identify Coefficients.*

Identify the coefficients for the quadratic equation using the standard form from Theorem 1.2.1.

$$a = \underline{\quad}, b = \underline{\quad}, c = \underline{\quad}$$

**Answer 1.** 5

**Answer 2.** -6

**Answer 3.** -8

**Solution.** Take the coefficient of  $x^2$  for the value of  $a$ , the coefficient of  $x$  for  $b$ , and the constant for  $c$ . *In this case*, they are  $a = 5$ ,  $b = -6$ ,  $c = -8$ .

(b) *Use the Quadratic Formula.*

Using the quadratic formula, solve the equation.

**Answer.**  $\{2, \frac{-4}{5}\}$

**Solution.** Recall that the quadratic formula is given in Theorem 1.2.1. You already identified  $a = 5$ ,  $b = -6$ , and  $c = -8$ , so the results are:

$$x = \frac{-(-6) + \sqrt{(-6)^2 - 4 \cdot 5 \cdot (-8)}}{2 \cdot 5} = 2$$

or

$$x = \frac{-(-6) - \sqrt{(-6)^2 - 4 \cdot 5 \cdot (-8)}}{2 \cdot 5} = -\frac{4}{5}$$

This conclusion is just here for testing.



**Checkpoint 1.2.3 Nested tasks.** This exercise tests that nested tasks work.

Consider the quadratic equation  $6x^2 - 31x - 30 = 0$ .

(a) *Identify Coefficients.*

Identify the coefficients for the quadratic equation using the standard form from Theorem 1.2.1.

(i)  $a = \underline{\hspace{2cm}}$ ,

**Answer.** 6

**Solution.** Take the coefficient of  $x^2$  for the value of  $a$ . *In this case,*  $a = 6$ .

(ii)  $b = \underline{\hspace{2cm}}$ ,

**Answer.**  $-31$

**Solution.** Take the coefficient of  $x$  for the value of  $b$ . *In this case,*  $b = -31$ .

(iii)  $c = \underline{\hspace{2cm}}$

**Answer.**  $-30$

**Solution.** Take the constant term for the value of  $c$ . *In this case,*  $c = -30$ .

(b) *Use the Quadratic Formula.*

Using the quadratic formula, solve the equation.

**Answer.**  $\{6, \frac{-5}{6}\}$

**Solution.** Recall that the quadratic formula is given in Theorem 1.2.1. You already identified  $a = 6$ ,  $b = -31$ , and  $c = -30$ , so the results are:

$$x = \frac{-(-31) + \sqrt{(-31)^2 - 4 \cdot 6 \cdot (-30)}}{2 \cdot 6} = 6$$

or

$$x = \frac{-(-31) - \sqrt{(-31)^2 - 4 \cdot 6 \cdot (-30)}}{2 \cdot 6} = -\frac{5}{6}$$

This conclusion is just here for testing.

**Checkpoint 1.2.4 Copy a Problem with Tasks.** We are testing copying the quadratic equation problem above ([Checkpoint 1.2.2](#)), since it is structured with <task>, and we also provide a new seed.

Consider the quadratic equation  $2x^2 - 5x - 25 = 0$ .

(a) *Identify Coefficients.*

Identify the coefficients for the quadratic equation using the standard form from Theorem 1.2.1.

$a = \underline{\hspace{2cm}}$ ,  $b = \underline{\hspace{2cm}}$ ,  $c = \underline{\hspace{2cm}}$

**Answer 1.** 2

**Answer 2.**  $-5$

**Answer 3.**  $-25$

**Solution.** Take the coefficient of  $x^2$  for the value of  $a$ , the coefficient of  $x$  for  $b$ , and the constant for  $c$ . In this case, they are  $a = 2$ ,  $b = -5$ ,  $c = -25$ .

(b) Use the Quadratic Formula.

Using the quadratic formula, solve the equation.

**Answer.**  $\{5, \frac{-5}{2}\}$

**Solution.** Recall that the quadratic formula is given in Theorem 1.2.1. You already identified  $a = 2$ ,  $b = -5$ , and  $c = -25$ , so the results are:

$$x = \frac{-(-5) + \sqrt{(-5)^2 - 4 \cdot 2 \cdot (-25)}}{2 \cdot 2} = 5$$

or

$$x = \frac{-(-5) - \sqrt{(-5)^2 - 4 \cdot 2 \cdot (-25)}}{2 \cdot 2} = -\frac{5}{2}$$

This conclusion is just here for testing.

## 1.3 Open Problem Library

The [Open Problem Library](#)<sup>1</sup> (OPL) is a repository of curated WeBWorK problems. At last count it had something like 30,000 problems, searchable by topic.

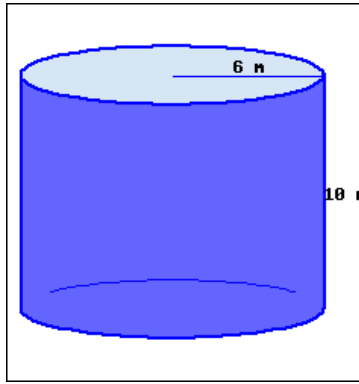
Most of the problems in this sample chapter have their source authored within the same document as the narrative. However the problems in this section are from the OPL and elsewhere on the server that is hosting the WeBWorK calculations. For HTML output we can connect to the server and render the problem here in an interactive fashion. For print/PDF we use the `pretext` script to connect to the server to produce PreTeXt code for the problem. We can use the `exercise.text.*` switches to control which parts of the problem (statements, solutions, hints) are incorporated.

Problems do not have to be in the OPL to reside on a server; any problem that is accessible from the WeBWorK course which is hosting the WeBWorK computation may be used this way.

**Checkpoint 1.3.1 Cylinder Volume.** This problem is one that Portland Community College has donated to the Open Problem Library.

A cylinder's base's radius is 6 m, and its height is 10 m.

<sup>1</sup>[webwork.maa.org/wiki/Open\\_Problem\\_Library](http://webwork.maa.org/wiki/Open_Problem_Library)



- a. This cylinder's volume, in terms of  $\pi$ , is \_\_\_\_\_.
- b. This cylinder's volume, rounded to the hundredth place, is \_\_\_\_\_.

**Answer 1.**  $360\pi \text{ m}^3$

**Answer 2.**  $1130.97 \text{ m}^3$

**Solution.** We use  $r$  to represent the base's radius, and  $h$  to represent the cylinder's height.

A cylinder's volume formula is  $V = (\text{base area}) \cdot \text{height}$ . A cylinder's base is a circle, with its area formula  $A = \pi r^2$ .

Putting together these two formulas, we have a cylinder's volume formula:  
 $V = \pi r^2 h$

Throughout these computations, all quantities have units attached, and we only show them in the final step.

- a. Using the volume formula, we have:

$$\begin{aligned} V &= \pi r^2 h \\ &= \pi \cdot 6^2 \cdot 10 \\ &= \pi \cdot 360 \\ &= 360\pi \text{ m}^3 \end{aligned}$$


Don't forget the volume unit  $\text{m}^3$ .

- b. To find the decimal version, we replace  $\pi$  with its decimal value, and we have:

$$\begin{aligned} V &= 360\pi \\ &\approx 360 \cdot 3.14\dots \\ &\approx 1130.97 \text{ m}^3 \end{aligned}$$

Don't forget the volume unit  $\text{m}^3$ .

This uninteresting image, authored in  $\text{\LaTeX}$  syntax, is here only to make sure its automatically-assigned identifier is correct, given that the OPL problem just above is going to generate another image for its static representation.



**Warning 1.3.2 Incompatible Problems.** Not all problems that come from the OPL are compatible with PreTeXt. The reasons vary. Perhaps the problem

uses older WeBWorK macros that cannot be augmented to provide PreTeXt output. Perhaps the problem nests a table within a table, which PreTeXt will not support. Perhaps there are graphics in the problem that are not sized appropriately for PreTeXt output and there's nothing you can do about it. And there are many more reasons.

Unfortunately the variety of reasons for which a problem may be incompatible means that at present, there is no way to validate a problem automatically. Using an incompatible problem might not raise any errors at any stage of the PreTeXt processing, but large chunks of the problem may be missing, especially in print output. So we recommend that you review all output modes when using an OPL problem. Chances are that if it is behaving in print, it will behave elsewhere. But that is an unproven theory at this point.

## 1.4 Antidifferentiation

### 1.4.1 A Few More Features

This subsection demonstrates a few more features.

**Definition 1.4.1 Antiderivative of a Function.** Suppose that  $f(x)$  and  $F(x)$  are two functions such that

$$F'(x) = f(x).$$

Then we say  $F$  is an **antiderivative** of  $f$ . ◇

The Fundamental Theorem of Calculus is one of the high points of a course in single-variable calculus.

**Theorem 1.4.2 The Fundamental Theorem of Calculus.** *If  $f(x)$  is continuous, and the derivative of  $F(x)$  is  $f(x)$ , then*

$$\int_a^b f(x) dx = F(b) - F(a)$$

*Proof.* Left to the reader. ■

We state an equivalent version of the FTC, which is less-suited for computation, but which perhaps is a more interesting theoretical statement.

**Corollary 1.4.3** *Suppose  $f(x)$  is a continuous function. Then*

$$\frac{d}{dx} \int_a^x f(t) dt = f(x) \tag{1.4.1}$$

*Proof.* We simply take the indicated derivative, applying [Theorem 1.4.2](#) at [\(1.4.2\)](#).

$$\frac{d}{dx} \int_a^x f(t) dt = \frac{d}{dx} (F(x) - F(a)) \tag{1.4.2}$$

$$\begin{aligned} &= \frac{d}{dx} F(x) - \frac{d}{dx} F(a) \\ &= f(x) - 0 = f(x) \end{aligned} \tag{1.4.3}$$

■

### 1.4.2 WeBWorK Exercises

The first problem in this list is coming from the WeBWorK Open Problem Library. One implication of this is that we might want to provide some com-

mentary that connects the problem to the text. The other two ask for essay answers, which would be graded by an instructor, so in the HTML output there is no opportunity to provide an answer.

1. **Antiderivatives.** Consult [Definition 1.4.1](#) and the [The Fundamental Theorem of Calculus](#) to assist you with the following problem.

$$\int_0^5 (4e^x + 5 \sin x) dx = \underline{\hspace{4cm}}$$

Unless the OPL has changed this problem out from under us, note the “SOLUTION” appearing in the solution. That is hard-coded into the OPL version of the problem. This is an example of something undesirable that may happen when using OPL problems that were not originally written with PreTeXt in mind.

**Answer.** 593.23432548299

**Solution.** SOLUTION

$$\begin{aligned} \int_0^5 (4e^x + 5 \sin x) dx &= 4e^x - 5 \cos x \Big|_0^5 \\ &= (4e^5 - 5 \cos 5) - (4e^0 - 5 \cos 0) \\ &= 4e^5 - 5 \cos 5 + 1 \end{aligned}$$

2. **Every Continuous Function has an Antiderivative.** WeBWorK problems can allow for open-ended essay responses that are intended to be assessed later by the instructor. For anonymous access, no text field is provided. But if this problem were used within WeBWorK as part of a homework set, users could submit an answer.

Explain how we can use Corollary 1.4.3 to say that every continuous function *always* has a derivative. (And we will demonstrate here that you can use a macro from docinfo:  $\int_1^2 \frac{1}{x} dx = \ln(2)$ . It will work in the WeBWorK problem, regardless of whether you are using images, MathJax, or hardcopy.)

3. **Inverse Processes.** “Differentiation and integration are inverse processes.” Cite *specific results* from this section in an explanation of how they justify this (somewhat imprecise) claim.

**Exercise Group.** For the given function  $f$ , find  $\int f(x) dx$ .

Note that these common instructions are phrased in such a way that they would read well if they were applied to only one exercise at a time. That will happen if these exercises are exported as .pg files, for example to be used in online homework from a WeBWorK server.

4.  $f(x) = \sin(x)$

**Answer.**  $-\cos(x) + C$

5.  $f(x) = e^x$

**Answer.**  $e^x + C$

6. **Show Your Work.** Sometimes you would like a student to give a “simple” answer that WeBWorK can automatically assess, but you would also like the student to show their work or reasoning. Perhaps there is a particular method that you want to see the student use to find the answer. So you have a regular answer blank and also an essay blank. For practical reasons, you may wish to use the same problem on your WeBWorK server, but omit the essay part. For example, if you want to use that problem but leave out the manual grading. For this, WeBWorK has the `explanation_box` tool, demonstrated here.

Use the definition of the derivative to find  $\frac{d}{dx} x^2$ .

Show your work.

**Answer.**  $2x$

## 1.5 Math Content

This section helps with testing aspects of math content.

**Checkpoint 1.5.1 Math Elements and Alignment.** In this exercise we demonstrate the allowed math elements: `<m>`, `<me>`, and `<md>`. The last of these may have attribute `@alignment` with options `gather`, `align`, or `alignat`. The first two are used by default, depending on if you have `&` or `\amp` in your math.

If  $a = 5$  and  $b = 12$ , then

$$a^2 + b^2 = 13^2.$$

Here, we solve an equation.

$$2x + 1 = 3$$

$$2x = 2$$

$$x = 1$$

Here we have a three-way inequality to solve.

$$1 < 2x + 1 < 3$$

$$0 < 2x < 2$$

$$0 < x < 1$$

And here, we see a system of equations.

$$2x + 2y + z = 10$$

$$y - 4z = 9$$

$$3z = -6$$

**Checkpoint 1.5.2 Intertext.** With an `<md>` you might have `<intertext>` among the rows.

Here, we solve an equation.

$$2x + 1 = 3$$

Now subtract 1 from each side.

$$2x = 2$$

Now divide by 2 on each side.

$$x = 1$$

We should also test when the `<md>` is within a list.

a. Start a list.

b.

$$2x + 1 = 3$$

Now subtract 1 from each side.

$$2x = 2$$

Now divide by 2 on each side.

$$x = 1$$

c. Still in the list?

## 1.6 Multiple Choice

While free-response questions are generally preferred, sometimes the nature of a question lends itself to multiple choice.

**Checkpoint 1.6.1 Drop-down/Popup.** Note also that the solution to this problem uses an external link.

The number  $\sqrt{2}$  ( is  is not) rational.

**Answer.**  is not

**Solution.** If  $\sqrt{2}$  were rational, then  $\sqrt{2} = \frac{p}{q}$ , with  $p$  and  $q$  coprime. But then  $2q^2 = p^2$ . By [the Fundamental Theorem of Arithmetic](#)<sup>1</sup>, the power of 2 dividing the left side is odd, while the power of 2 dividing the right side is even. This is a contradiction, so  $\sqrt{2}$  is not rational.

**Checkpoint 1.6.2 Choose one.** Which of the following suggest that differentiation and integration are inverse processes?

- The Quadratic Formula
- The Fundamental Theorem of Calculus
- The Fundamental Theorem of Arithmetic
- None of these

**Answer.** The Fundamental ... of Calculus

**Solution.** The correct answer is The Fundamental ... of Calculus.

**Checkpoint 1.6.3 Choose a Subset of Options.** Select all expressions that are equivalent to  $e^{x^2+1/x}$ . There may be more than one correct answer.

- $e^{x^2} + e^{1/x}$
- $e^{(x^3+1)/x}$
- $\frac{e^{x^2}}{e^x}$
- $e^{x^2}e^{1/x}$
- $e^{x^2}e^{x^{-1}}$
- None of the above

**Answer.** Choice 2, Choice 4, Choice 5

**Solution.** The correct answer is Choice 2, Choice 4, Choice 5.

**Checkpoint 1.6.4 Choose a Subset of Options with Automated Labeling.** Select all expressions that are equivalent to  $e^{x^2+1/x}$ . There may be more than one correct answer.

- A  $e^{x^2} + e^{1/x}$
- B  $e^{x^2}e^{x^{-1}}$
- C  $e^{x^2}e^{1/x}$
- D  $e^{(x^3+1)/x}$

---

<sup>1</sup>[en.wikipedia.org/wiki/Fundamental\\_theorem\\_of\\_arithmetic#Canonical\\_representation\\_of\\_a\\_positive\\_integer](https://en.wikipedia.org/wiki/Fundamental_theorem_of_arithmetic#Canonical_representation_of_a_positive_integer)

E  $\frac{e^{x^2}}{e^x}$

F None of the above

**Answer.** B, C, D**Solution.** The correct answer is B, C, D.**Checkpoint 1.6.5 Choose a Subset of Options with Explicit Labeling.**Select all expressions that are equivalent to  $e^{x^2+1/x}$ . There may be more than one correct answer.

$e^{x^2} e^{1/x}$

$e^{x^2} + e^{1/x}$

$\frac{e^{x^2}}{e^x}$

$e^{(x^3+1)/x}$

$e^{x^2} e^{x^{-1}}$

None of the above

**Answer.** TACO, SUSHI, PIZZA**Solution.** The correct answer is TACO, SUSHI, PIZZA.

## 1.7 Tables

Although a WeBWorK problem written in PreTeXt source can't have a "table" (which would be captioned and cause trouble with free-standing PG output), they can have a "tabular". Tabulars can be made using the existing syntax and options that PTX offers for table-making, with some exceptions. As of summer 2017, the exceptions are that individual cells cannot have `bottom` border attributes and individual columns cannot have `top` border attributes. Also, while PTX table borders are generally `minor`, `medium`, or `major`, when these borders are used in a WeBWorK problem that is rendered as a hard copy problem from within WeBWorK, the only thickness option corresponds to `minor`. Several more features (like rules in general) do not carry through to static output (print or HTML-preview). However we hope this is only temporary.

**Checkpoint 1.7.1 Complete this Table.** Complete this multiplication table.

×	6	6
4	_____	_____
8	_____	_____

**Answer 1.** 24**Answer 2.** 24**Answer 3.** 48**Answer 4.** 48**Solution.**

×	6	6
4	24	24
8	48	48

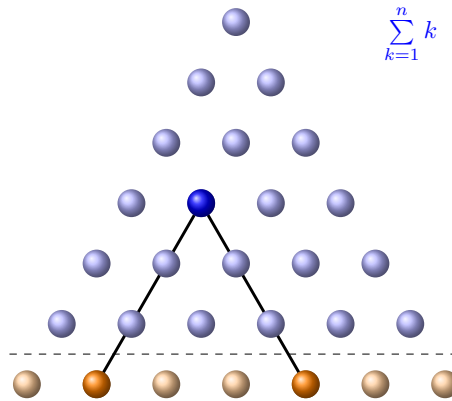


## 1.8 Graphics in Exercises

It is natural for exercises to have graphics. For example, an exercise might produce a graph of some kind, and ask the reader to extract some information from that graph.

If your WeBWorK server is version 2.16 or later, WeBWorK problems can process `<latex-image>` code. Here is an example.


**Checkpoint 1.8.1** A static `<latex-image>` graph. This image is a visual proof that  $\sum_{k=1}^n k$  equals what?



**Answer.**  $C(n+1, 2)$  or  $\frac{(n+1)n}{2}$

**Checkpoint 1.8.2** A randomized `<latex-image>` graph. These images may depend on the random seed. In this problem, the height and width of the rectangle are randomized.

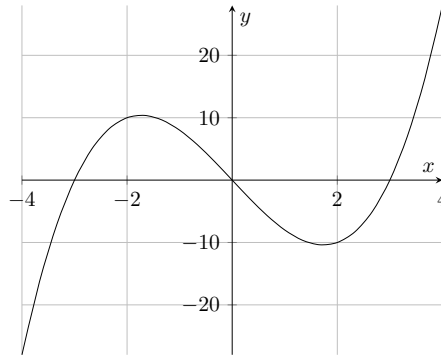
Find the area of the rectangle.



**Answer.**  $48 \text{ cm}^2$

**Checkpoint 1.8.3** A `<latex-image>` graph affected by `<latex-image-preamble>`. This sample chapter's `<docinfo>` has a `<latex-image-preamble>`. This exercise has graph styling that is affected by that.

What are the roots of this polynomial?



**Answer.**  $-3, 0, 3$

**Checkpoint 1.8.4 Special characters.** This exercise is to test that special characters behave.

The code below has a printed dollar sign, a printed percent sign, a printed at sign, and a percent sign used as a comment marker.

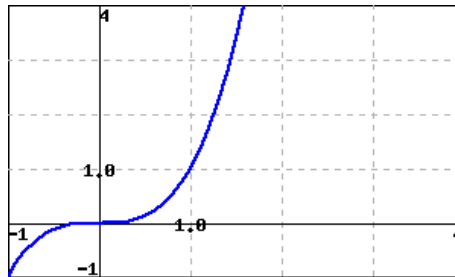
Send email `user@domain.com`.

You gotta give 110%.

I need about \$3.50.

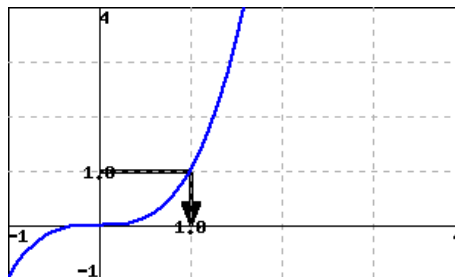
An older mechanism for creating images is supported and demonstrated here.

**Checkpoint 1.8.5 Solve using a graph.** The graph below is a graph of  $y = f(x)$ . Use the graph to solve the equation  $f(x) = 1$ .



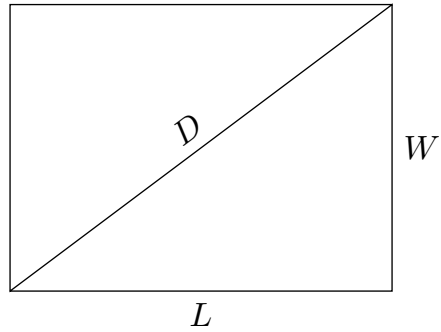
**Answer.**  $\{1\}$

**Solution.** The graph reveals that the solution set to  $f(x) = 1$  is  $\{1\}$ .



**Exercises**

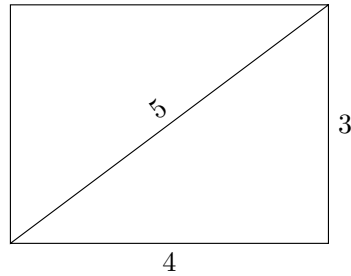
**Exercise Group.** This exercise group has a  $\langle\text{latex-image}\rangle$  image in its introduction. In standalone versions of the exercise, this image should be repeated.



1. Find  $D$  when  $L = 4$  and  $W = 3$ .

**Answer.** 5

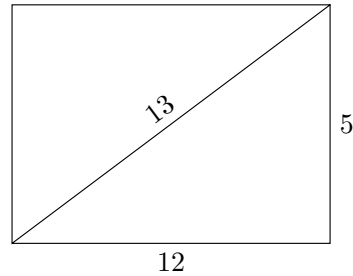
**Solution.**



2. Find  $D$  when  $L = 12$  and  $W = 5$ .

**Answer.** 13

**Solution.**



# Chapter 2

## Technical Examples

### 2.1 PGML Formatting and Verbatim Calisthenics

This section is designed to test various PGML formatting rules and verbatim content returned in answer hashes. Consult the source to see how the special characters and formatting are realized.

**Checkpoint 2.1.1 PGML Formatting.** Smart double quotes: “Life is about making an impact, not making an income.”

Smart single quotes: ‘Whatever the mind of man can conceive and believe, it can achieve.’

Regular apostrophes: My siblings’ mother’s daughter isn’t my daughter’s siblings’ mother.

Emphasis: *very important*

Alert: **do not** do it

Braces: {text that looks like a set}

Some pre-formatted text  
with an indented line

and an out-dented line

This should not be altered \*a problem\*

And this [\$NDASH]\* should not be an en-dash

Here is some inline code with special characters & < > " ' # \$ % ^ \_ { }  
~ \ \* [ ], and here is some

single-line display code with special characters & < > " ' # \$ % ^ \_ { } ~ \ \* [ ]

and here is some

multi-line display

code with special characters & < > " ' # \$ % ^ \_ { } ~ \ \* [ ]

Some raw characters, XML/HTML: & < > “ ‘

Some raw characters, T<sub>E</sub>X: # \$ % ^ & \_ { } ~ \

Some raw characters, PGML: \ \* # { } [ ]

Some characters that need special handling for PGML conversion to HTML  
or T<sub>E</sub>X:

A non breaking space (invisible where a hyphen should be)

An ndash—right here.

An mdash—right here.

Some constructions in “normal” text, which need to be manipulated, lest they get interpreted as PGML markup:

```
>>This should not be a centered line <<
>>Nor a right-justified line, either
We should not get _a phrase in italics_ in the midst of this sentence.
Brackets, unpaired; ] with content between [
Brackets, paired, in PGML constructions; [$NDASH]*, [_____]{$answer}
### This should not be a level 3 heading
=== Not a horizontal rule from three equal signs
== Not a horizontal rule from two equal signs
==== Not a horizontal rule from five equal signs
--- Not a horizontal rule from three hyphens
-- Not a horizontal rule from two hyphens
---- Not a horizontal rule from five hyphens
+ Not an unordered list item
- Not an unordered list item
```

Here we make MathObject String answers to see how they turn out in answer elements.

### Checkpoint 2.1.2

- Special characters used by XML, character escaping: `<>&'";`  
Now as a MathObject: `<>&'";`
- Special characters used by LaTeX, where LaTeX `\text` and MathJax `\text` disagree: `##&<>\^_`|~`  
Now as a MathObject: `##&<>\^_`|~`
- Special characters used by LaTeX, where LaTeX `\text` and MathJax `\text` can agree: `${}`  
Now as a MathObject: `${}`
- Alphanumeric characters: `ABCDEFGHIJKLMNPOQRSTUVWXYZ-abcdefghijklmnopqrstuvwxyz0123456789`  
Now as a MathObject: `ABCDEFGHIJKLMNPOQRSTUVWXYZabcdefghijklmnopqrstuvwxyz0123456789`
- Other characters: `!()*+,-./:=?@[]`  
Now as a MathObject: `!()*+,-./:=?@[]`

In answers, because of TeX and MathJax divergence, the first two should come out in verbatim. (And so should any string containing even one of those characters.) The latter three should come out in regular text.

**Answer 1.** `<>&'";`

**Answer 2.** `##&<>\^_`|~`

**Answer 3.** `${}`

**Answer 4.** `ABCDEFGHIJKLMNPOQRSTUVWXYZabcdefghijklmnopqrstuvwxyz0123456789`

**Answer 5.** `!()*+,-./:=?@[]`

Occasionally (and probably very rarely) your PG code will include a string variable where the content is PGML syntax. If this is put into the exercise statement, it will be inserted *after* PGML processing is done, and therefore it won't render as you might expect. To insert this content and also have it processed as PGML, use `data="puml"`. (This is not in the PreTeXt schema as of 3/26/2020, and is subject to change.)

**Checkpoint 2.1.3** some PGML math: [ $\frac{1}{2} + \frac{3}{2} = 2$ ]; and some **\*bold text\*** makes:

some PGML math:  $\frac{1}{2} + \frac{3}{2} = 2$ ; and some **bold text**

## 2.2 Subject Area Templates

This section samples the subject area template problems found on the WeB-WorK wiki at <http://webwork.maa.org/wiki/SubjectAreaTemplates>.

**Checkpoint 2.2.1 Answer is a number or a function.**

- a. Suppose the correct answer is  $-8$ .

■ \_\_\_\_\_

- b. Suppose the correct answer is  $\frac{7 - 8x^7}{x}$ .

■ \_\_\_\_\_

**Answer 1.**  $-8$

**Answer 2.**  $\frac{7-8x^7}{x}$

**Solution.** Solution explanation goes here.

**Checkpoint 2.2.2 Answer is a function with domain issues.**

- a. Suppose the correct answer is  $\sqrt{x - 2}$ .

■ \_\_\_\_\_

- b. Suppose the correct answer is  $\ln\left(\left|\frac{x}{x-2}\right|\right)$ .

■ \_\_\_\_\_

**Answer 1.**  $\sqrt{x - 2}$

**Answer 2.**  $\ln\left(\left|\frac{x}{x-2}\right|\right)$

**Solution.** Solution explanation goes here.

**Checkpoint 2.2.3 Multiple Choice by Popup, Radio Buttons, or Checkboxes.** My favorite color is ( Red  Blue  Green) .

My favorite color is

- Red
- Blue
- Green
- None of these

My favorite color is

- Red
- Blue
- Green

- None of these

**Answer 1.** Blue

**Answer 2.** Blue

**Answer 3.** Blue

**Solution.** The correct answer is Blue.

The correct answer is Blue.

The correct answer is Blue.

**Checkpoint 2.2.4** There is math in each option for this question. Which expression is not a polynomial?

- $x$
- $x^2$
- $2^x$

**Answer.** Choice 3

**Solution.** The answer is Choice 3.

**Checkpoint 2.2.5 Tables.** A table with minimal XML source.

A	B	C
D	E	F
G	H	I

Finish this table.

1	two	$[\pi]$
I + I + I + I	_____	six
$2^3 - 1$	VIII	

**Answer.** 5

**Solution.** The missing number is 5.

**Checkpoint 2.2.6 Answer Arrays.** These answer blanks are all expecting some sort of answer in an array format.

$(0, 0) =$  \_\_\_\_\_ (1 × 2 array)

$\langle 1, 2 \rangle =$  \_\_\_\_\_ (1 × 2 array)

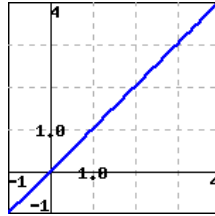
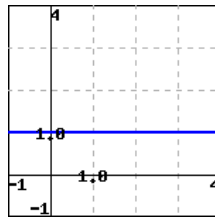
$\begin{bmatrix} 3 \\ 4 \end{bmatrix} =$  \_\_\_\_\_ (2 × 1 array)

$\begin{bmatrix} 1 & 2 \\ 3 & 4 \end{bmatrix} =$  \_\_\_\_\_ (2 × 2 array)

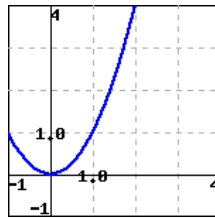
## 2.3 Stress Tests

**Checkpoint 2.3.1 PTX problem source with server-generated images.**

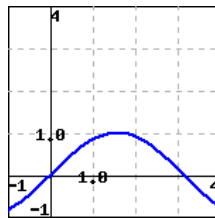
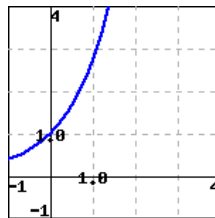
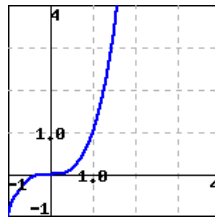
(a)



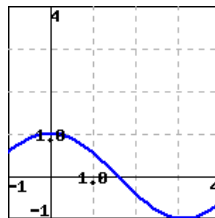
Solution.



(b)

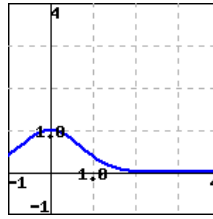


Hint.



Solution.





**Checkpoint 2.3.2 Checking Proper Indentation In Lists.** One long exercise, where ordered sublists test the specification of their labels.

a. Simple item

b. Simple item

c. Simple item

a. Simple item

b. Simple item

c. Simple item

Text before.

a. Simple item

b. Simple item

c. Simple item

And after.

a. Structured item

b. Structured item

c. Structured item

Text before.

a. Structured item

b. Structured item

c. Structured item

And after.

a. Structured item

b.

A. Sublist Item

B. Sublist Item

C. Sublist Item

c. Structured item

Text before.

a. Structured item

b. Text before.

- i. Sublist Item
- ii. Sublist Item
- iii. Sublist Item

And after.

c. Structured item

And after.

a. Structured item

Second paragraph

b.

I. Sublist Item  
Second paragraph

II. Sublist Item  
Second paragraph

III. Sublist Item  
Second paragraph

c. Structured item

Second paragraph

Text before.

a. Structured item

Second paragraph

b. Text before.

1. Sublist Item  
Second paragraph

2. Sublist Item  
Second paragraph

3. Sublist Item  
Second paragraph

And after.

c. Structured item

Second paragraph

And after.

a.

$$1 + 1 = 2$$

Structured item

Second

$$1 + 1 = 2$$

paragraph

b.

a. Sublist

$$1 + 1 = 2$$

Item

Second paragraph

$$1 + 1 = 2$$

b.

$$1 + 1 = 2$$

Sublist Item

Second

$$1 + 1 = 2$$

paragraph

c. Sublist Item

$$1 + 1 = 2$$

$$1 + 1 = 2$$

Second paragraph

c. Structured

$$1 + 1 = 2$$

item

Second paragraph

$$1 + 1 = 2$$

Text before.

a. Structured

$$1 + 1 = 2$$

item

Second paragraph

$$1 + 1 = 2$$

b.

$$1 + 1 = 2$$

Text before.

## A. Sublist

$$1 + 1 = 2$$

Item

Second paragraph

$$1 + 1 = 2$$

## B.

$$1 + 1 = 2$$

Sublist Item

Second

$$1 + 1 = 2$$

paragraph

## C. Sublist Item

$$1 + 1 = 2$$

$$1 + 1 = 2$$

Second paragraph

And

$$1 + 1 = 2$$

after.

## c. Structured item

$$1 + 1 = 2$$

$$1 + 1 = 2$$

Second paragraph

And after.

Text before.

## a. Structured

$$1 + 1 = 2$$

$$2 = 2$$

item

Second paragraph

$$1 + 1 = 2$$

$$2 = 2$$

b.

$$1 + 1 = 2$$

$$2 = 2$$

Text before.

i. Sublist

$$1 + 1 = 2$$

$$2 = 2$$

Item

Second paragraph

$$1 + 1 = 2$$

$$2 = 2$$

ii.

$$1 + 1 = 2$$

$$2 = 2$$

Sublist Item

Second

$$1 + 1 = 2$$

$$2 = 2$$

paragraph

iii. Sublist Item

$$1 + 1 = 2$$

$$2 = 2$$

$$1 + 1 = 2$$

$$2 = 2$$

Second paragraph

And

$$1 + 1 = 2$$

$$2 = 2$$

after.

c. Structured item

$$1 + 1 = 2$$

$$2 = 2$$

$$1 + 1 = 2$$

$$2 = 2$$

Second paragraph

And after.

**Checkpoint 2.3.3 Checking Proper Indentation In Lists with Images and Tables.**

a. Structured item


b.


Structured item

a. Structured item


b. Structured item

c. Structured item

a b  
c d

d.

	1	two	$[\pi]$
I + I	+ I + I	5	six
$2^3 - 1$		VIII	

Structured item

a. Structured item

a b  
c d

Second paragraph

b. Structured item

**Checkpoint 2.3.4 Deep-nested lists. Ordered list.**

a. Level 1, first.

b. Level 1, second.

i. Level 2, first.

ii. Level 2, second.

A. Level 3, first.

B. Level 3, second.

1. Level 4, first.

- 2. Level 4, second.
- 3. Level 4, third.
- C. Level 3, third.
- iii. Level 2, third.
- c. Level 1, third.

Unordered list.

- Level 1, first.
- Level 1, second.
  - Level 2, first.
  - Level 2, second.
    - Level 3, first.
    - Level 3, second.
      - Level 4, first.
      - Level 4, second.
      - Level 4, third.
    - Level 3, third.
  - Level 2, third.
- Level 1, third.

**Checkpoint 2.3.5** This exercise has no content in its statement. It should throw a PTX warning during the representations build.

**Checkpoint 2.3.6** This exercise has a single quote in it. A single quote is the first option for a delimiter for perl's q function which is used by extract-pg.xml in table cells. So if working, it should move on to the next delimiter option.

What's up, Doc?

## 2.4 Layout Configuration Testing

This section is to provide a single page demonstrating all of the combinations that may factor into a problem's layout.

### 2.4.1 Inline Exercises

Some "inline" exercises, as distinguished from the "divisional" exercises below.

**Checkpoint 2.4.1**  $1 + 1 = 2$

**Checkpoint 2.4.2** **Has a Title.**  $1 + 1 = 2$

**Checkpoint 2.4.3** Has an introduction.

$1 + 1 = 2$

**Checkpoint 2.4.4** **Has a Title.** Has an introduction.

$1 + 1 = 2$

**Checkpoint 2.4.5**  $1 + 1 = 2$

Has a conclusion.

**Checkpoint 2.4.6 Has a Title.**  $1 + 1 = 2$

Has a conclusion.

**Checkpoint 2.4.7** Has an introduction.

$1 + 1 = 2$

Has a conclusion.

**Checkpoint 2.4.8 Has a Title.** Has an introduction.

$1 + 1 = 2$

Has a conclusion.

## 2.4.2 Divisional Exercises

1.  $1 + 1 = 2$
2. **Has a Title.**  $1 + 1 = 2$
3. Has an introduction.  
 $1 + 1 = 2$
4. **Has a Title.** Has an introduction.  
 $1 + 1 = 2$
5.  $1 + 1 = 2$   
Has a conclusion.
6. **Has a Title.**  $1 + 1 = 2$   
Has a conclusion.
7. Has an introduction.  
 $1 + 1 = 2$   
Has a conclusion.
8. **Has a Title.** Has an introduction.  
 $1 + 1 = 2$   
Has a conclusion.

**Exercise Group.** These are inside an exercisegroup.

9.  $1 + 1 = 2$
10. **Has a Title.**  $1 + 1 = 2$
11. Has an introduction.  
 $1 + 1 = 2$
12. **Has a Title.** Has an introduction.  
 $1 + 1 = 2$
13.  $1 + 1 = 2$   
Has a conclusion.
14. **Has a Title.**  $1 + 1 = 2$   
Has a conclusion.
15. Has an introduction.  
 $1 + 1 = 2$   
Has a conclusion.
16. **Has a Title.** Has an introduction.  
 $1 + 1 = 2$   
Has a conclusion.

## 2.5 Runestone Assignment Testing


This section is specifically for testing when exercises are migrated to a Runestone Assignment page.



## Exercises

**Exercise Group.** This introduction should appear ahead of the exercise when it shows up in the Assignment page.

$$\begin{array}{cc} (0,0) & (0,1) \\ (1,0) & (1,1) \end{array}$$



It has a table and an image too to check it all comes through.

1. What is  $1 + 1$ ?

\_\_\_\_\_>

**Answer.** 2

## 2.6 Deprecations

This section is for testing if deprecated features are still supported. No such tests are being performed now.

# Appendix A

## Hints, Answers, and Solutions

### 1 · Instructive Examples

#### 1.1 · Arithmetic

**Checkpoint 1.1.1** Adding Single-Digit Integers.

**Answer.** 7

**Solution.**  $6 + 1 = 7$ .

**Checkpoint 1.1.2** Declaring a Problem Seed.

**Answer.** 13

**Solution.**  $5 + 8 = 13$ .

**Checkpoint 1.1.3** Controlling Randomness.

**Answer.** 3

**Solution.**  $1 + 2 = 3$ .

**Checkpoint 1.1.4** Special Answer Checking.

**Answer.**  $x^8$

**Solution.** We *add* the exponents as follows, while including a gratuitous reference to the quadratic formula:

$$\begin{aligned}x^5x^3 &= x^{5+3} && \text{Theorem 1.2.1} \\ &= x^8\end{aligned}$$

**Checkpoint 1.1.5** Using Hints.

**Hint.** Factor the number inside the radical.

**Answer.**  $4\sqrt{3}$

**Solution.**

$$\sqrt{48} = \sqrt{4^2 \cdot 3} = 4\sqrt{3}$$

**Checkpoint 1.1.6** No Randomization.

**Answer.** 3

### 1.2 · The Quadratic Formula

**Checkpoint 1.2.2** Solving Quadratic Equations.

(a) *Identify Coefficients.*

**Answer 1.** 5

**Answer 2.**  $-6$

**Answer 3.**  $-8$

**Solution.** Take the coefficient of  $x^2$  for the value of  $a$ , the coefficient of  $x$  for  $b$ , and the constant for  $c$ . *In this case*, they are  $a = 5$ ,  $b = -6$ ,  $c = -8$ .

(b) *Use the Quadratic Formula.*

**Answer.**  $\{2, \frac{-4}{5}\}$

**Solution.** Recall that the quadratic formula is given in Theorem 1.2.1. You already identified  $a = 5$ ,  $b = -6$ , and  $c = -8$ , so the results are:

$$x = \frac{-(-6) + \sqrt{(-6)^2 - 4 \cdot 5 \cdot (-8)}}{2 \cdot 5} = 2$$

or

$$x = \frac{-(-6) - \sqrt{(-6)^2 - 4 \cdot 5 \cdot (-8)}}{2 \cdot 5} = -\frac{4}{5}$$

### Checkpoint 1.2.3 Nested tasks.

(a) *Identify Coefficients.*

(i) **Answer.** 6

**Solution.** Take the coefficient of  $x^2$  for the value of  $a$ . *In this case*,  $a = 6$ .

(ii) **Answer.** -31

**Solution.** Take the coefficient of  $x$  for the value of  $b$ . *In this case*,  $b = -31$ .

(iii) **Answer.** -30

**Solution.** Take the constant term for the value of  $c$ . *In this case*,  $c = -30$ .

(b) *Use the Quadratic Formula.*

**Answer.**  $\{6, \frac{-5}{6}\}$

**Solution.** Recall that the quadratic formula is given in Theorem 1.2.1. You already identified  $a = 6$ ,  $b = -31$ , and  $c = -30$ , so the results are:

$$x = \frac{-(-31) + \sqrt{(-31)^2 - 4 \cdot 6 \cdot (-30)}}{2 \cdot 6} = 6$$

or

$$x = \frac{-(-31) - \sqrt{(-31)^2 - 4 \cdot 6 \cdot (-30)}}{2 \cdot 6} = -\frac{5}{6}$$

### Checkpoint 1.2.4 Copy a Problem with Tasks.

(a) *Identify Coefficients.*

**Answer 1.** 2

**Answer 2.** -5

**Answer 3.**  $-25$

**Solution.** Take the coefficient of  $x^2$  for the value of  $a$ , the coefficient of  $x$  for  $b$ , and the constant for  $c$ . In this case, they are  $a = 2$ ,  $b = -5$ ,  $c = -25$ .

(b) Use the Quadratic Formula.

**Answer.**  $\{5, \frac{-5}{2}\}$

**Solution.** Recall that the quadratic formula is given in Theorem 1.2.1. You already identified  $a = 2$ ,  $b = -5$ , and  $c = -25$ , so the results are:

$$x = \frac{-(-5) + \sqrt{(-5)^2 - 4 \cdot 2 \cdot (-25)}}{2 \cdot 2} = 5$$

or

$$x = \frac{-(-5) - \sqrt{(-5)^2 - 4 \cdot 2 \cdot (-25)}}{2 \cdot 2} = -\frac{5}{2}$$

## 1.3 · Open Problem Library

### Checkpoint 1.3.1 Cylinder Volume.

**Answer 1.**  $360\pi \text{ m}^3$

**Answer 2.**  $1130.97 \text{ m}^3$

**Solution.** We use  $r$  to represent the base's radius, and  $h$  to represent the cylinder's height.

A cylinder's volume formula is  $V = (\text{base area}) \cdot \text{height}$ . A cylinder's base is a circle, with its area formula  $A = \pi r^2$ .

Putting together these two formulas, we have a cylinder's volume formula:  
 $V = \pi r^2 h$

Throughout these computations, all quantities have units attached, and we only show them in the final step.

a. Using the volume formula, we have:

$$\begin{aligned} V &= \pi r^2 h \\ &= \pi \cdot 6^2 \cdot 10 \\ &= \pi \cdot 360 \\ &= 360\pi \text{ m}^3 \end{aligned}$$

Don't forget the volume unit  $\text{m}^3$ .

b. To find the decimal version, we replace  $\pi$  with its decimal value, and we have:

$$\begin{aligned} V &= 360\pi \\ &\approx 360 \cdot 3.14\dots \\ &\approx 1130.97 \text{ m}^3 \end{aligned}$$

Don't forget the volume unit  $\text{m}^3$ .

## 1.4 · Antidifferentiation

### 1.4.2 · WeBWorK Exercises

**1.4.2.1. Antiderivatives.****Answer.** 593.23432548299**Solution.** SOLUTION

$$\begin{aligned}
 \int_0^5 (4e^x + 5 \sin x) dx &= 4e^x - 5 \cos x \Big|_0^5 \\
 &= (4e^5 - 5 \cos 5) - (4e^0 - 5 \cos 0) \\
 &= 4e^5 - 5 \cos 5 + 1
 \end{aligned}$$

**1.4.2.4. Answer.**  $-\cos(x) + C$       **1.4.2.5. Answer.**  $e^x + C$ **1.4.2.6. Show Your Work.****Answer.**  $2x$ **1.6 · Multiple Choice****Checkpoint 1.6.1 Drop-down/Popup.****Answer.** is not**Solution.** If  $\sqrt{2}$  were rational, then  $\sqrt{2} = \frac{p}{q}$ , with  $p$  and  $q$  coprime. But then  $2q^2 = p^2$ . By [the Fundamental Theorem of Arithmetic](#)<sup>1</sup>, the power of 2 dividing the left side is odd, while the power of 2 dividing the right side is even. This is a contradiction, so  $\sqrt{2}$  is not rational.**Checkpoint 1.6.2 Choose one.****Answer.** The Fundamental ... of Calculus**Solution.** The correct answer is The Fundamental ... of Calculus.**Checkpoint 1.6.3 Choose a Subset of Options.****Answer.** Choice 2, Choice 4, Choice 5**Solution.** The correct answer is Choice 2, Choice 4, Choice 5.**Checkpoint 1.6.4 Choose a Subset of Options with Automated Labeling.****Answer.** B, C, D**Solution.** The correct answer is B, C, D.**Checkpoint 1.6.5 Choose a Subset of Options with Explicit Labeling.****Answer.** TACO, SUSHI, PIZZA**Solution.** The correct answer is TACO, SUSHI, PIZZA.**1.7 · Tables****Checkpoint 1.7.1 Complete this Table.****Answer 1.** 24**Answer 2.** 24**Answer 3.** 48**Answer 4.** 48**Solution.**

×	6	6
4	24	24
8	48	48

**1.8 · Graphics in Exercises**

**Checkpoint 1.8.1** A static `<latex-image>` graph.

Answer.  $C(n + 1, 2)$  or  $\frac{(n+1)n}{2}$

**Checkpoint 1.8.2** A randomized `<latex-image>` graph.

Answer.  $48 \text{ cm}^2$

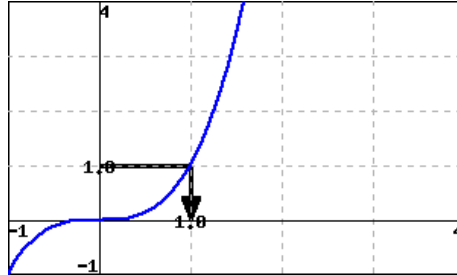
**Checkpoint 1.8.3** A `<latex-image>` graph affected by `<latex-image-preamble>`.

Answer.  $-3, 0, 3$

**Checkpoint 1.8.5** Solve using a graph.

Answer.  $\{1\}$

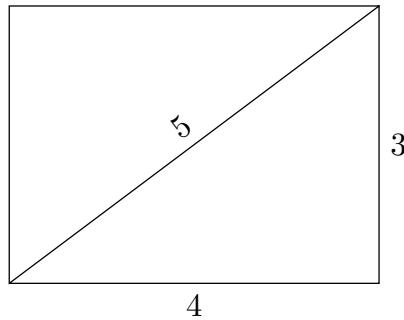
Solution. The graph reveals that the solution set to  $f(x) = 1$  is  $\{1\}$ .



• Exercises

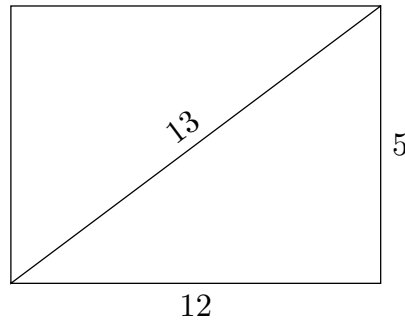
**1.8.1.** Answer. 5

Solution.



**1.8.2.** Answer. 13

Solution.



2 • Technical Examples

2.1 • PGML Formatting and Verbatim Calisthenics

**Checkpoint 2.1.2** Answer 1. `<&'";`

Answer 2. `##&<>\^_`|~`

Answer 3. `${}`

Answer 4. `ABCDEFGHIJKLMNOPQRSTUVWXYZabcdefghijklmnopqrstuvwxyz0123456789`

Answer 5. `!()*+,-./:=?@[]`

2.2 • Subject Area Templates

**Checkpoint 2.2.1** Answer is a number or a function.

Answer 1.  $-8$

Answer 2.  $\frac{7-8x^7}{x}$

Solution. Solution explanation goes here.

**Checkpoint 2.2.2** Answer is a function with domain issues.

Answer 1.  $\sqrt{x-2}$

Answer 2.  $\ln\left(\left|\frac{x}{x-2}\right|\right)$

Solution. Solution explanation goes here.

**Checkpoint 2.2.3** Multiple Choice by Popup, Radio Buttons, or Checkboxes.

Answer 1. Blue

Answer 2. Blue

Answer 3. Blue

Solution. The correct answer is Blue.

The correct answer is Blue.

The correct answer is Blue.

**Checkpoint 2.2.4** Answer. Choice 3

Solution. The answer is Choice 3.

**Checkpoint 2.2.5** Tables.

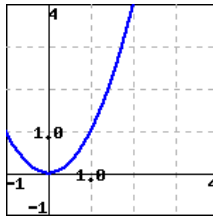
Answer. 5

Solution. The missing number is 5.

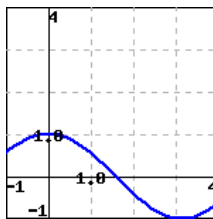
## 2.3 · Stress Tests

**Checkpoint 2.3.1** PTX problem source with server-generated images.

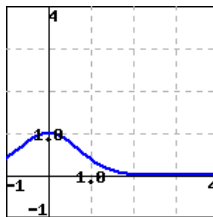
(a) Solution.



(b) Hint.



Solution.



## 2.5 · Runestone Assignment Testing

· Exercises

**2.5.1.** Answer. 2